

Quarantine Guidelines

for International Students



Protect ourselves against **COVID-19**
by living smart and safe

COVID-19 Quarantine Guideline

02 Stay alone in an isolated place (gatherings are prohibited)

- Avoid contact with outsiders
- If inevitable, do not face one another, wear masks, and keep your distance at least two meters
- * Stay in a temporary residential facility if you have difficulties staying alone (see “Temporary Residential Facilities”)

04 Take the coronavirus PCR test within the fixed period by using designated modes of transportation

- All incoming travelers are required to take the test twice
- * 1st test: On the day of arrival or the next day
- * 2nd test: Before release from quarantine
(Except travelers from specified countries. Please consult your local public health center.)
- You will be transferred to a hospital or a residential treatment center when tested positive

06 Comply with the health guidelines during self-quarantine

- Follow personal hygiene practices (washing hands, sanitizing, etc.)
- Open the window frequently to ventilate
- If possible, stay in the place with a bathroom and sink that you can use alone (If you share a bathroom and sink, disinfect them after use)

01 Avoid outdoor activities to prevent the transmission of infection (14-day self-quarantine is obligatory)

- According to the ‘Infectious Disease Control and Prevention Act’, all incoming travelers must self-quarantine from the day of entry until 12:00 of the 14th day (e.g., travelers entering Korea on Jan 1 are released at 12:00, Jan 15)
- * Persons who violate quarantine regulations, such as those leaving their quarantine sites without permission, shall be fined pursuant to Article 80 of the Act

03 Take designated buses or taxis when moving from the airport to the place of residence

- Do not use public transportation
- Head to your place of residence directly and do not visit any other places

05 If you need to go out to see physicians or for other inevitable reasons, you must contact the local public health center first

- Inform your local public health center of any symptoms, including fever, cough, etc.



07 Install “Self-Quarantine Safety Protection App” and record health conditions daily

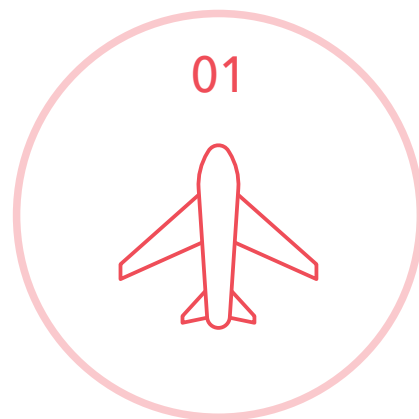
- Monitor and record your health conditions (2 times a day) via the app, which are then automatically sent to the public health officer in charge
- Please note that alerts will be sent to the public health officer in charge in case of detection of persons leaving their quarantine sites without permission

Arrival Procedure

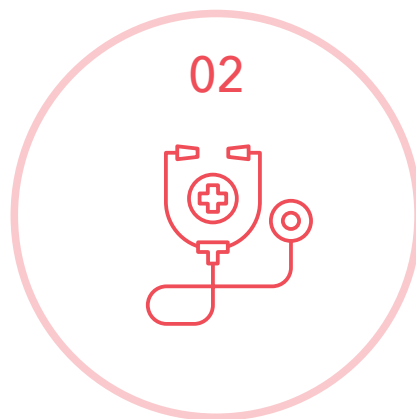
Please visit Information Booth for International Students of Seoul at Terminal 1, Incheon International Airport, for more information

* Directions to the information booth will be provided at the airport

Arrival Procedure for Symptomatic Travelers

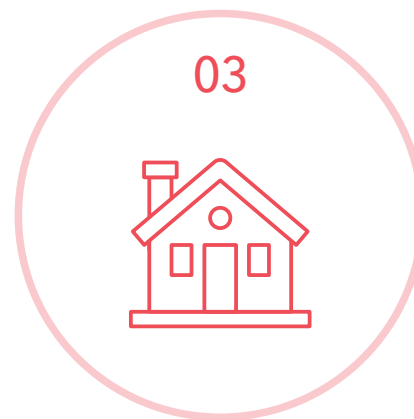


Special Arrival Procedure



Diagnostic Test (Airport)

Positive: Move to a hospital or a residential treatment center for treatment
Negative: Same procedure as general travelers

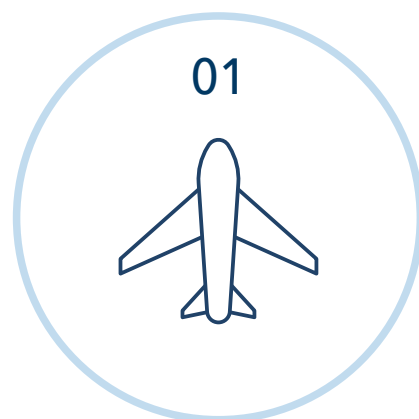


14-Day Quarantine (when tested negative)

TIP

- * All incoming travelers are required to undergo COVID-19 RT-PCR test no more than 72 hours prior to their flight and **must** present a **negative-result PCR certificate** during check-in and immigration clearance.
- * For details please consult the Korean diplomatic mission in your country prior to departure.

Arrival Procedure Asymptomatic Travelers



Special Arrival Procedure



Transportation Guide (Information Booth for International Students of Seoul)



Diagnostic Test (Public Health Center)

* Must undergo by the next day of arrival



14-Day Quarantine

Arrival Procedure

Please visit Information Booth for International Students of Seoul at Terminal 1, Incheon International Airport, for more information

* Directions to the information booth will be provided at the airport

Special Arrival Procedure (Incheon International Airport)

Temperature Check (below 37.3 °C) &
Submission of Health Questionnaire

Submission & Confirmation of Travel Record
(Address in Korea, Contact Number, Travel Record, etc.)

Installation & Setting Up of
Self-Quarantine Safety Protection App
(Installation prior to arrival is recommended)

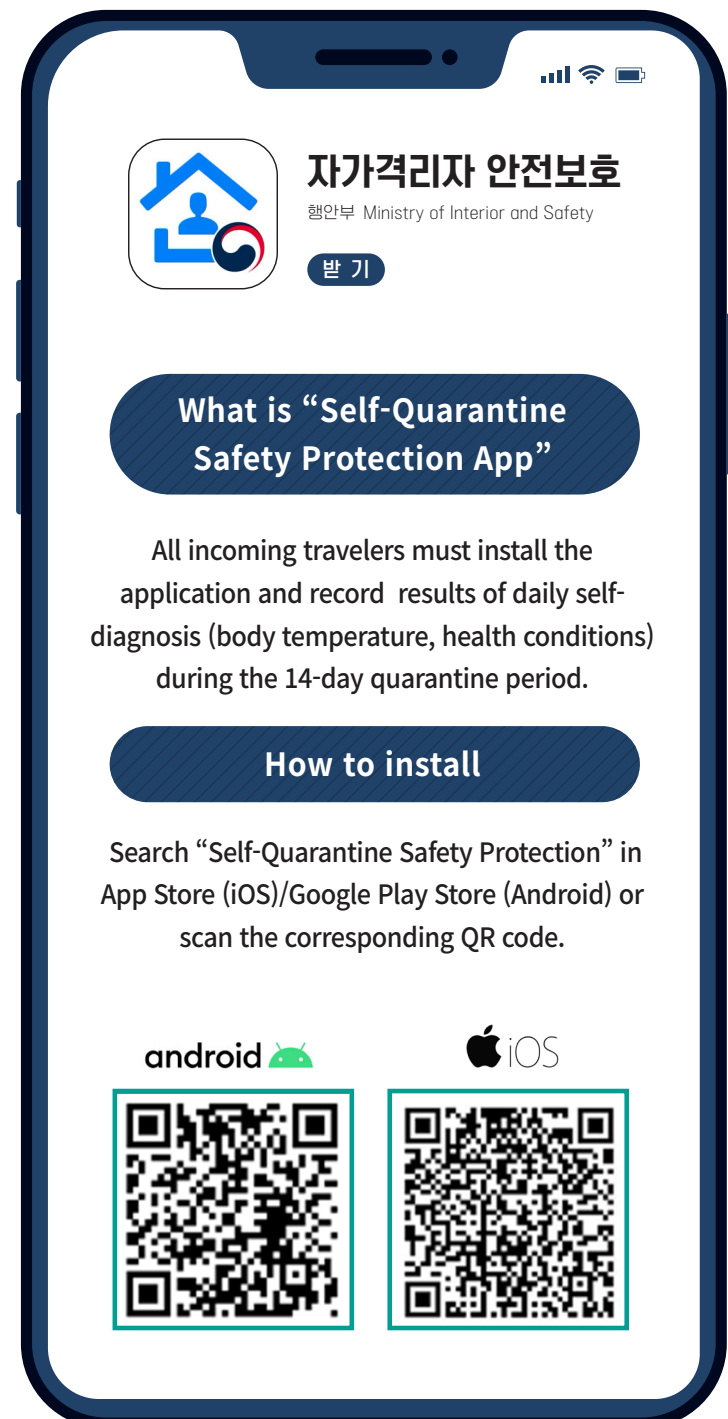
Issuance of Quarantine Certificate

Immigration Clearance & Baggage Claim

Information Booth
(Issuance of Health Screening Certificate)

Information Booth for International Students of Seoul

Seoul City Transportation Information Booth
(Bus, Taxi, or Van)



Transportation Information

Public Health Centers

Incoming travelers are **prohibited from using public transportation and must not leave the quarantine site** except for visiting the public health center

Please use designated modes of transportation (Special Transportation Bus, Quarantine Taxi) when visiting the public health center

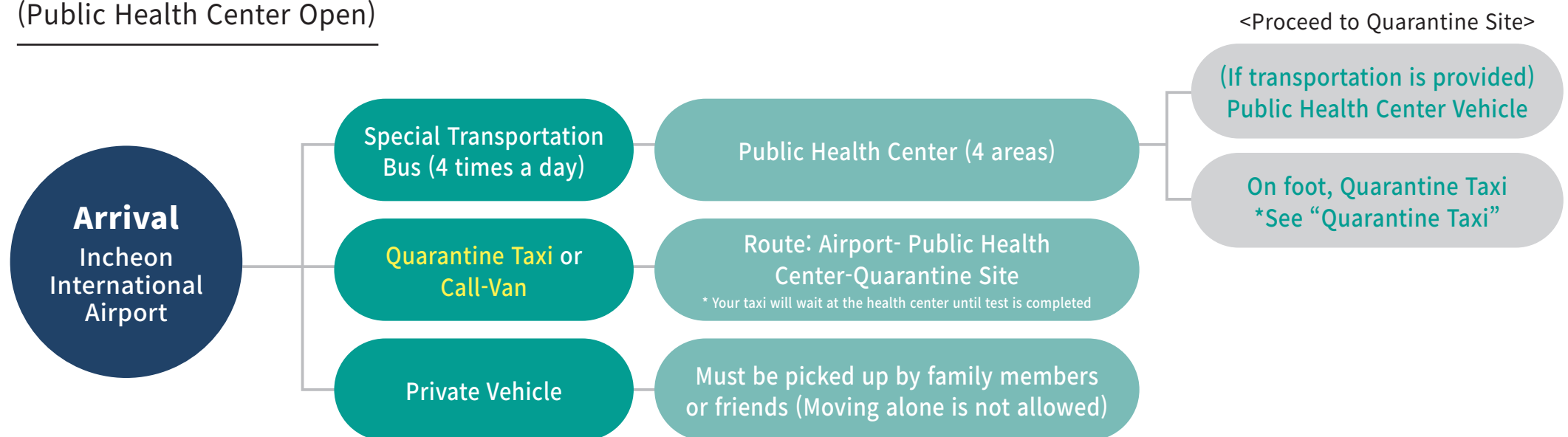
Modes of Transportation

TIP

- * Diagnostic tests are **free of charge**
- * Opening hours of public health centers are from **9AM to 6PM** on weekdays, subject to individual circumstances (You may check at the foreign students information booth at airport)

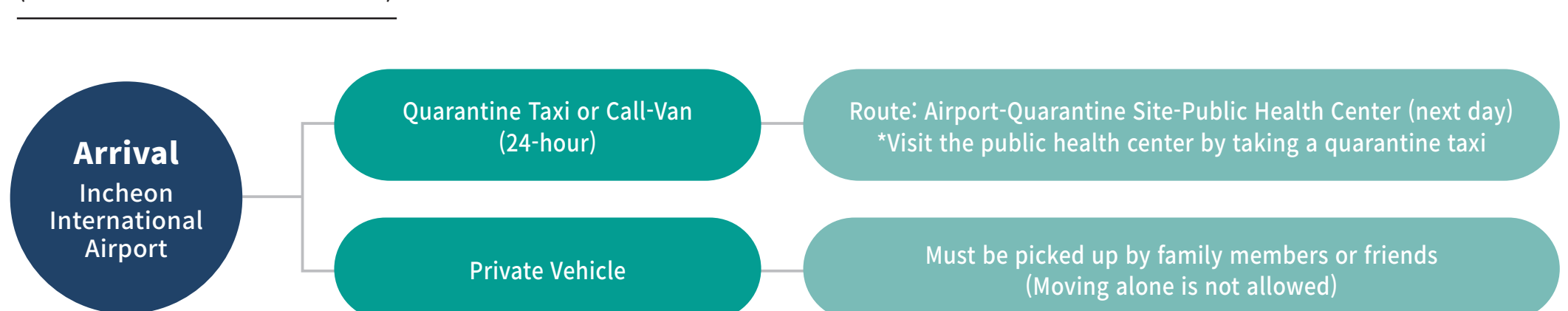
Daytime Arrival

(Public Health Center Open)



Night Arrival

(Public Health Center Closed)



Transportation Information

Public Health Centers

Incoming travelers are **prohibited from using public transportation and must not leave the quarantine site** except for visiting the public health center

Please use designated modes of transportation (Special Transportation Bus, Quarantine Taxi) when visiting the public health center

Airport ▶ Public Health Center (Special Transportation Bus)

- ◎ **Ticketing:** Available at the transportation information booth at airport
- ◎ **Operates 4 times a day:** Take the bus that goes to your jurisdiction
- ◎ **Destination:** Local public health centers
 - Public health center open: take the diagnostic test and proceed to your quarantine site afterwards
 - Public health center closed: proceed to your quarantine site and take the diagnostic test the next day
- ◎ **How to proceed to quarantine site after test**
On foot / Quarantine Taxi (**reservation at least 1 hour in advance**)
- ◎ **Operating hours:** 07:30~20:00 (see timetable)
- ◎ **Fare:** KRW16,000

Route	Area 1		Area 2		Area 3		Area 4	
	Mapo, Eunpyeong, Seodaemun, Jongno, Seongdong, Jung, Yongsan		Dobong, Nowon, Gangbuk, Seongbuk, Dongdaemun, Gwangjin, Jungang		Seocho, Gangnam, Songpa, Gangdong		Gangseo, Yangcheon, Yeongdeungpo, Guro, Dongjak, Gwanak, Geumcheon	
	T1	T2	T1	T2	T1	T2	T1	T2
1	08:00	07:40	08:00	07:40	07:50	07:30	07:50	07:30
2	13:00	12:40	13:00	12:40	12:50	12:30	12:50	12:30
3	17:00	16:40	17:00	16:40	16:50	16:50	16:50	16:30
4	20:00	19:40	20:00	19:40	19:50	19:50	19:50	19:30

* Operating times and hours are subject to change (individual confirmation is needed)

Airport ▶ Public Health Center (Quarantine Taxi, Call-Van)

- ◎ **How to take:** Select your mode of transportation (taxi, call-van) at airport ▶ proceed to the respective booth (fill in destination and personal information) ▶ get on the taxi following driver's instructions (pay your fare when getting off)
- ◎ **Route:** Airport-Public Health Center(Taxi waits)-Quarantine Site
 - Public health center open: take the diagnostic test and proceed to your quarantine site afterwards
 - Public health center closed: proceed to your quarantine site and take the diagnostic test the next day
- ◎ **Operating hours:** 24 hours
- ◎ **Fare** (Differs depending on distance)
 - Taxi : KRW65,000~KRW90,000 (Medium-sized)
 - Call-Van : KRW61,600~KRW94,600

Quarantine Taxi Usage Guide

- **Route:** 1. Public Health Center (1st Test) ▶ Quarantine Site
2. Quarantine Site ◀▶ Public Health Center (2nd Test)
- **Operating hours:** Mon-Fri 9AM-6PM / Sat 9AM-1PM
- **Reservation** (reservation website for foreign students)
https://www.ankor.kr/taxi?utm_source=SeoulTaxi&utm_medium=banner&utm_campaign=1sthalf2021
Confirm reservation via phone with the assigned driver after reservation
- **Note**
 1. Reservation at least one hour in advance of departure is required
 2. A contact number is required (for prior confirmation with the driver)
 # If you do not have a phone number: Join KakaoTalk ▶ Add ID(taxi2255) ▶ Enquire
- **Phone enquiries:** 1644-2255



Daily Life During Quarantine

Persons who violate quarantine regulations, such as those leaving their quarantine sites without permission, shall be **fined and deported**

Temporary Residential Facilities (Quarantine Hotels)

Q What are temporary residential facilities?

A Temporary residential facilities refer to single-room accommodations where inbound foreign students who are placed under 14-day quarantine can stay safely. **Leaving and reentering one's room after check-in are prohibited.** Persons found to be in violation shall be reported.

Q Who can apply?

A All foreign students who are currently studying in Seoul are eligible.

* Charges are **borne by the student.** A facility will be **assigned randomly** on a first-come-first-served basis.

Q How to apply?

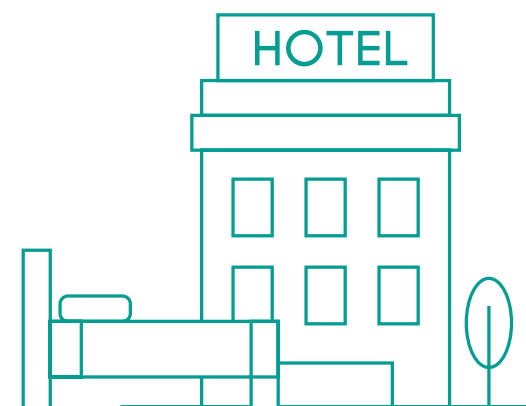
A Sign-Up on <http://www.globalenskr.com> (or scan the QR code) ▶ Choose Accommodation, Option and Get your Invoice ▶ Payment ▶ Receive Confirmation Email

- * Room Charge: KRW80,000/day
- * Meal: KRW20,000/day (optional)
- * Pick-up Service: KRW100,000



Q What are other things to know about temporary residential facilities?

A A safe quarantine environment is made possible through provision of services necessary during the quarantine period, stationing of staff, access control, and regular disinfection.



Daily Life During Quarantine

Persons who violate quarantine regulations, such as those leaving their quarantine sites without permission, shall be **fined and deported**

E-Commerce

Seoul Life

<http://seoulife.shop>



- ◎ **Items:** Beverages, food products (instant noodles, canned food, snacks, etc.), household supplies (shampoo, detergent, etc.)

#Short-period SIM cards are available. Users may change to data plans (KRW20,000~) with no additional charges after usage period.

- ◎ **Features:** fast delivery, fruits/salad and fast food delivery available

P C

Go to Website ▶ Select Items ▶ Click Shopping Cart ▶ Proceed to Payment

Mobile

Go to Website or Scan QR Code ▶ Select Items ▶ Click Shopping Cart ▶ Proceed to Payment (Alipay, Paypal, etc.)

TIP

Online malls run by educational institutions in collaboration with Seoul Metropolitan Government are open for foreign students who have difficulties in online shopping in Korea. You are encouraged to use these services that cater to the needs of foreign students by supporting multiple languages and payment methods.

Enkor(Enjoy Korea)

<http://enkor.kr>



a lifestyle partner for foreign students such as housing, commerce, and community.

- ◎ **Items:** Masks, bottled water, beverages, food products (instant noodles, snacks), household supplies (trash cans), etc.

#Phone usage (calls, text messages, data) during quarantine period is possible through purchase of SIM cards (~KRW20,000)

- ◎ **Features:** Small purchases accepted, fast delivery, food delivery (pizza, fried chicken) available

#Overseas credit cards (Visa, Master Card), WeChat Pay, Alipay are accepted

Guide to Self-Diagnosis (Monitoring)

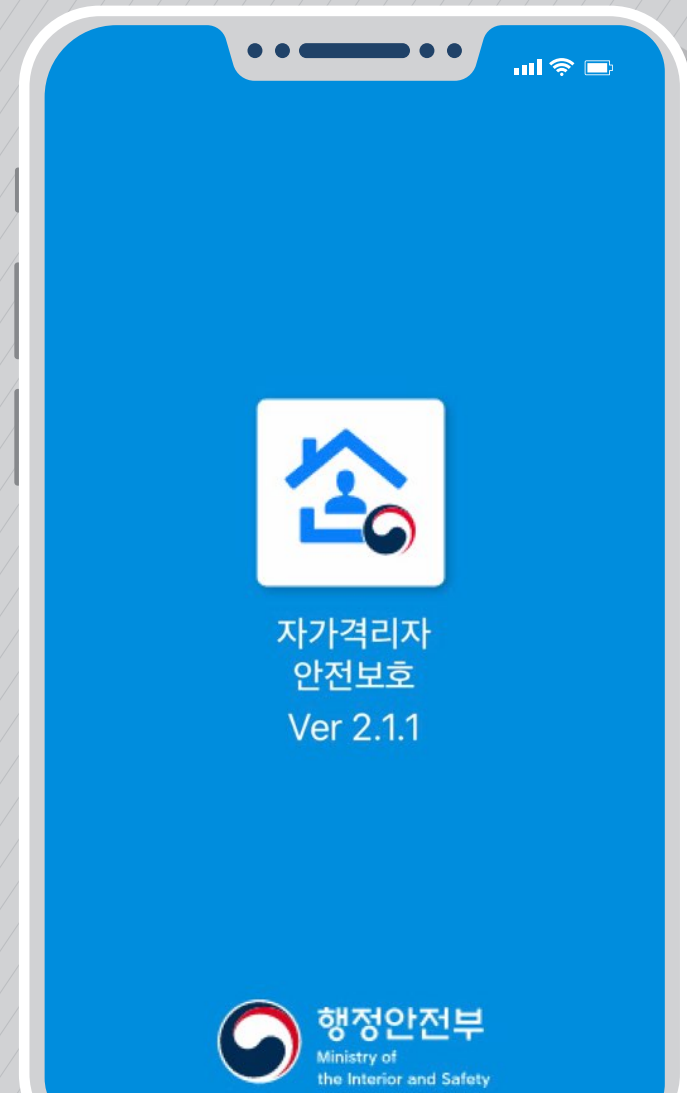
Self-Quarantine Safety Protection App Monitoring

- Results of self-diagnosis will be automatically transferred to the public health officer in charge
- Alerts will be sent to the public health officer in charge in case of detection of persons leaving their quarantine sites without permission
- Quarantine guidelines and contact information of the public health officer in charge are provided

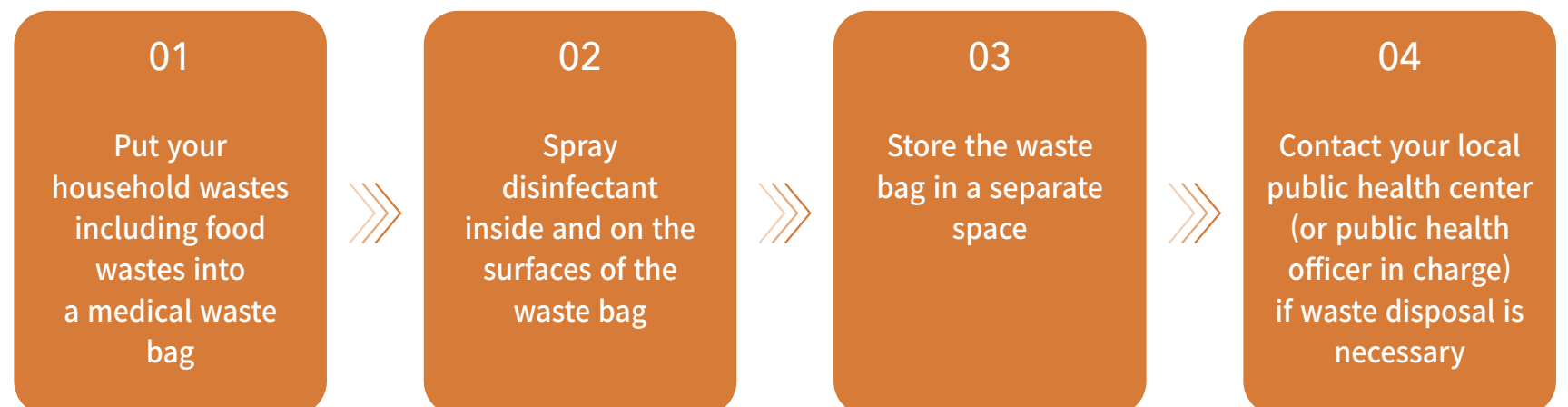
How to Conduct Self-Diagnosis

- Record body temperature twice a day; submission of extra diagnosis results is possible
- Contact the public health officer in charge immediately when app is not functioning

※ Phone inactivation may be considered unauthorized leaving (alert → confirmation call)



Waste Treatment



- Storing leftover food waste in the refrigerator helps reduce smell and keep bugs out
- Waste disposal outside the quarantine site is prohibited until release from self-quarantine!
- Reference video <https://youtu.be/HUZltFSJ-IE>

COVID-19 SNS Consultation and Information Provision



SNS consultation

Please scan the following QR code
To access COVID-19 information and 1:1 consultation service
provided by Seoul Life (**Weekdays in February, 9AM-4PM**)



Website

Ministry of Health and Welfare: mohw.go.kr
Korea Disease Control and Prevention Agency: cdc.go.kr
Seoul Metropolitan Government: <http://english.seoul.go.kr>



Telephone

Telephone Directory of Seoul Public Health Centers:
<https://health.seoulmc.or.kr/hospitalClinicInfo/healthCenterInfo.do>
Korea Disease Control and Prevention Agency Call Center **1339**